

Standard Features:

- Premium high-density, high-resiliency foam seat cushion
- Single-needle top stitching
- Semi-attached back cushion
- Tight seat cushion
- Articulating headrest
- Stainless steel footrest extension hides all mechanical linkages
- Quick-ship delivery
- Lifetime warranty on frame
- Ten year warranty on mechanism

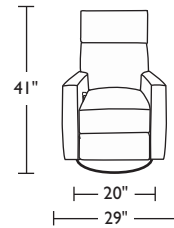
Options:

- Swivel base available in wood (Natural Walnut or Gray Ash) or stainless steel
- Fixed wood legs available in Natural Walnut or Gray Ash
- Extra firm seating option (Seat cushion, back cushion, and headrest)
- Two-tone contrast available (First tone includes outer shell & arms. Second tone includes headrest, back cushion, and seat cushion.)
- Stainless Steel lever available on manual recliner
- Headrest cover available

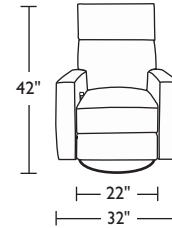
Additional Power Options:

- Power motor mechanism with an in-arm control panel that is easy to use and includes a USB charging port
- Control panel is LED backlit with auto-fade after 5 seconds
- Power motor has a five year warranty
- Rechargeable battery pack available with the power motor option
- Battery pack has a one year warranty

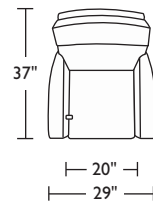
ELT-RV5-ST



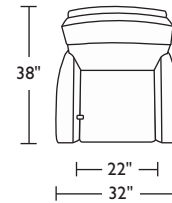
ELT-RV7-ST



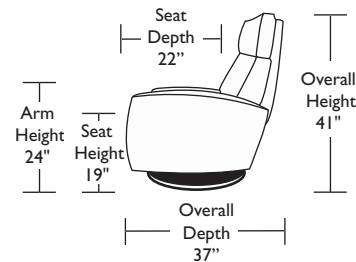
ELT-RV5-ST



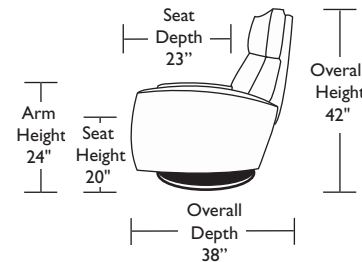
ELT-RV7-ST



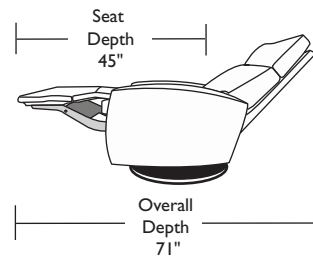
ELT-RV5-ST



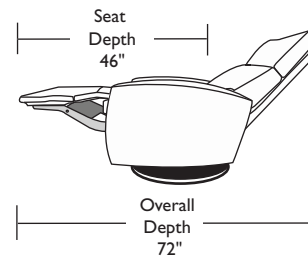
ELT-RV7-ST



ELT-RV5-ST



ELT-RV7-ST



U.S. Patent #8,882,190
Additional patents pending

Wall clearance is 12-16"